



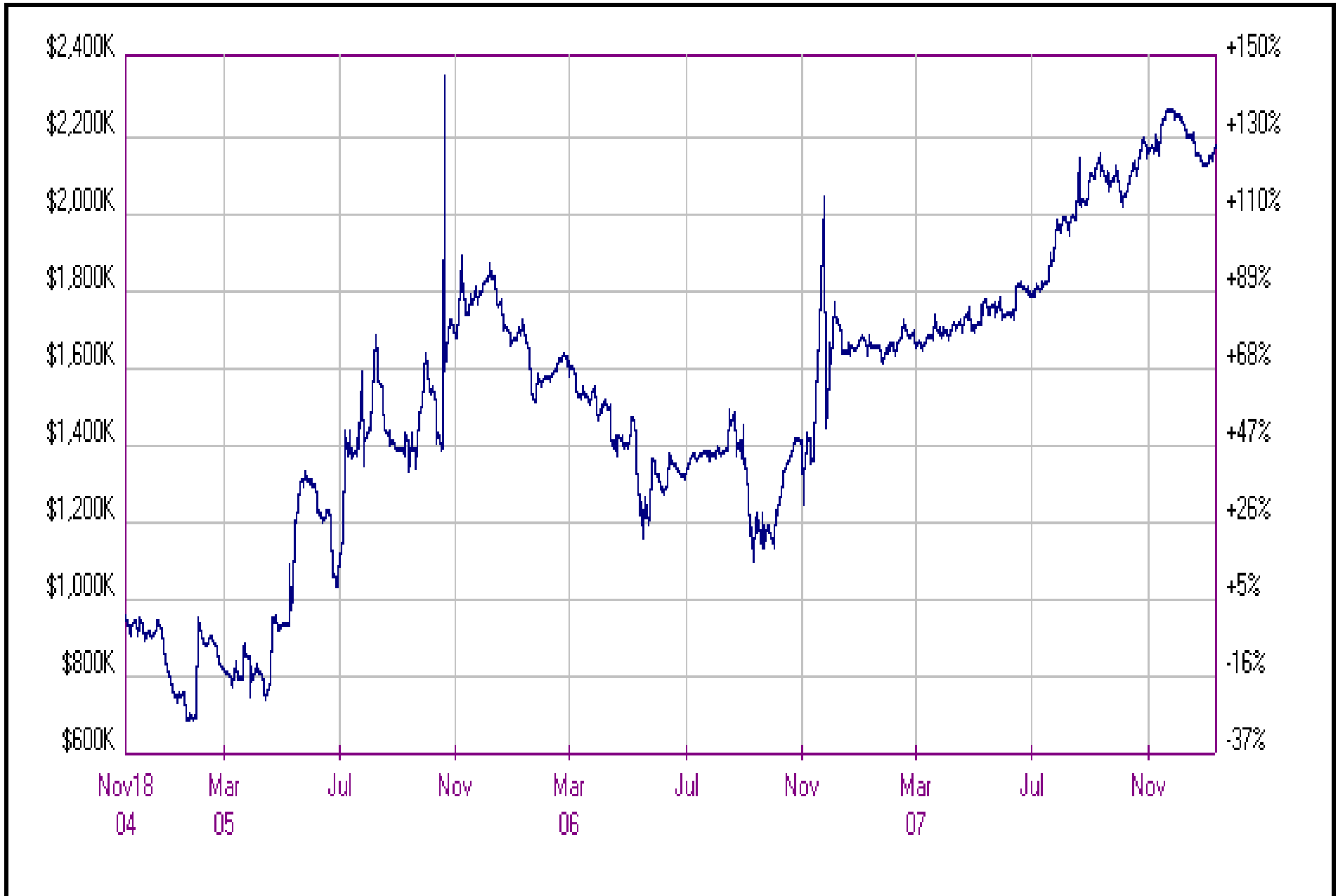
Value	2,177,478	Buy Pwr (stock)	3,230,162	Realized G/(L)	1,278,811	Valuation to include <input type="checkbox"/> Slippage <input checked="" type="checkbox"/> Commissions Sort <input type="radio"/> Chronologically <input checked="" type="radio"/> Alphabetically <input type="radio"/> By Expiration Beta/Delta Base <input type="text" value="SPY"/>
Change	+15,600	Buy Pwr (optns)	1,615,081	Unrealized G/(L)	(99,250)	
Positions	220,850	Margin Reqmts	341,547	Divs,Intrst,Fees	0	
Cash	1,956,628	Portfolio Beta/R2	0.81 / 0.07	Net D/(W)	0	
%Utilized	26%	Portfolio Delta	-1,803	Portfolio Theta	+680.2	

Posn Type	Posn	Desc	Cost (Proceeds)	Current Value	Margin Req	Orig Price	Current Price	Gain (Loss)	Symbol	Asset Delta	Asset Theta
Long	100	MHS Apr80 puts	28,650	10,350	0	2.85	1.05	47,388	MHSPP	-922	-173.6
Shrt	-25	MHS Jan100 calls»x6	(8,462)	(8,038)	60,640	3.40	3.20	425	MHSAT	-1764	+307.8
Shrt	-50	MHS Jan105 calls»x6	(10,175)	(3,825)	96,210	2.05	0.75	6,350	MHSAA	-1704	+591.8
Shrt	-25	MHS Jan110 calls»x6	(2,712)	(238)	34,105	1.10	0.08	2,475	MHSAB	-241	+225.0
Long	100	MHS Apr105 calls	80,150	62,850	0	8.00	6.30	(17,300)	MHSDA	+5150	-407.3
Stdl	100	RIMM Mar120 calls							RULCD		
	150	RIMM Mar93 puts	242,025	170,775	0	19.39	12.24	(59,215)	RULOX	-3817	-1520.0
Shrt	-150	RIMM Jan85 puts»x6	(9,375)	(11,025)	150,592	0.64	0.72	(1,650)	RFYMX	+2119	+1656.0

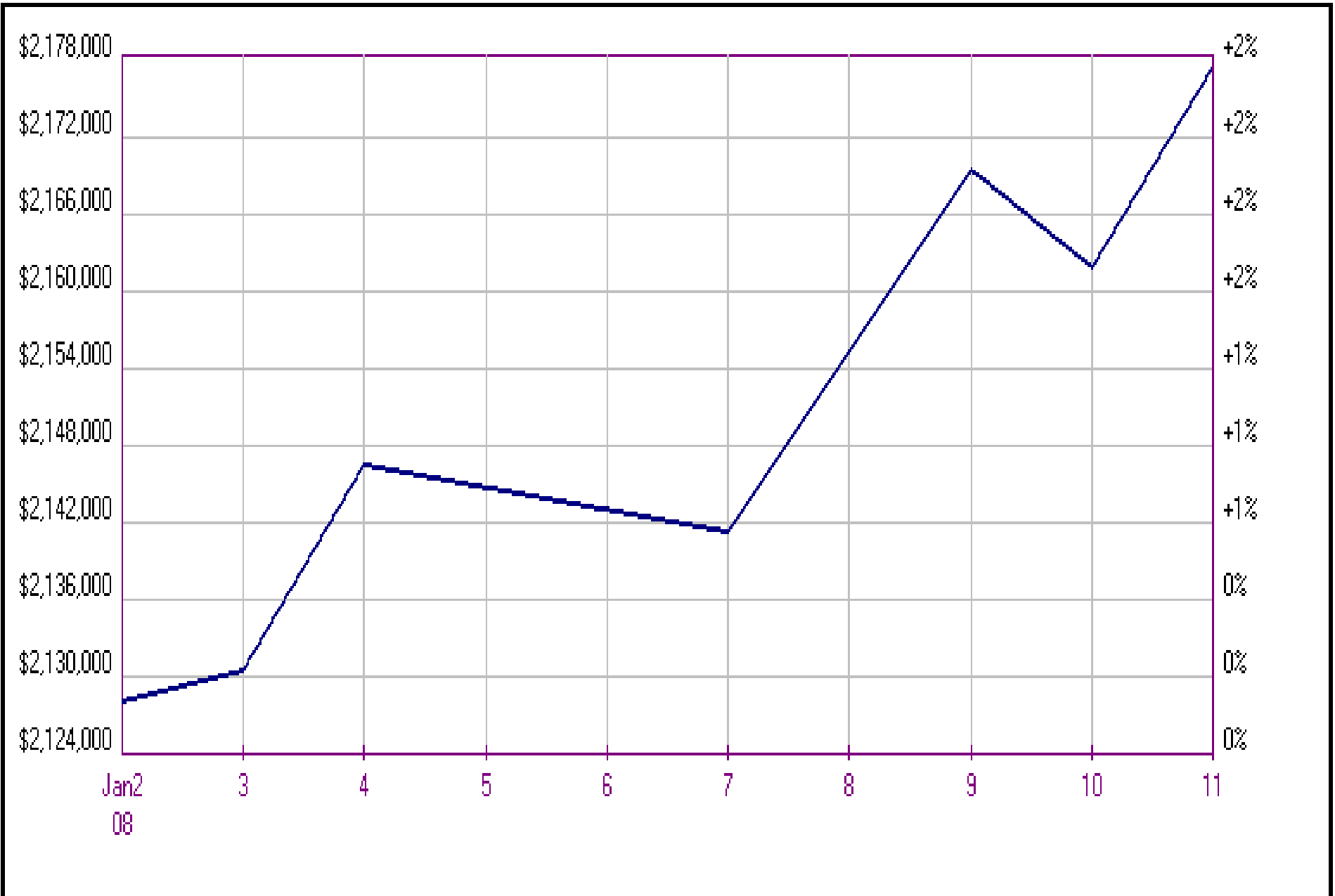
Performance Summary For Account PRIVATEPARTNERSHIP

<u>Account</u>	<u>Original Investment</u>	<u>Funds Added</u>	<u>Funds Withdrawn</u>	<u>Net Flow of Funds</u>	<u>Current Value</u>	<u>Pct. G/L</u>	<u>Annual Pct. G/L</u>
PRIVATEPART	1,000,000	0	0	0	2,177,478	+118%	+37.4%
Totals	1,000,000	0	0	0	2,177,478		

Performance History for Account PRIVATEPARTNERSHIP



Performance History for Account PRIVATEPARTNERSHIP



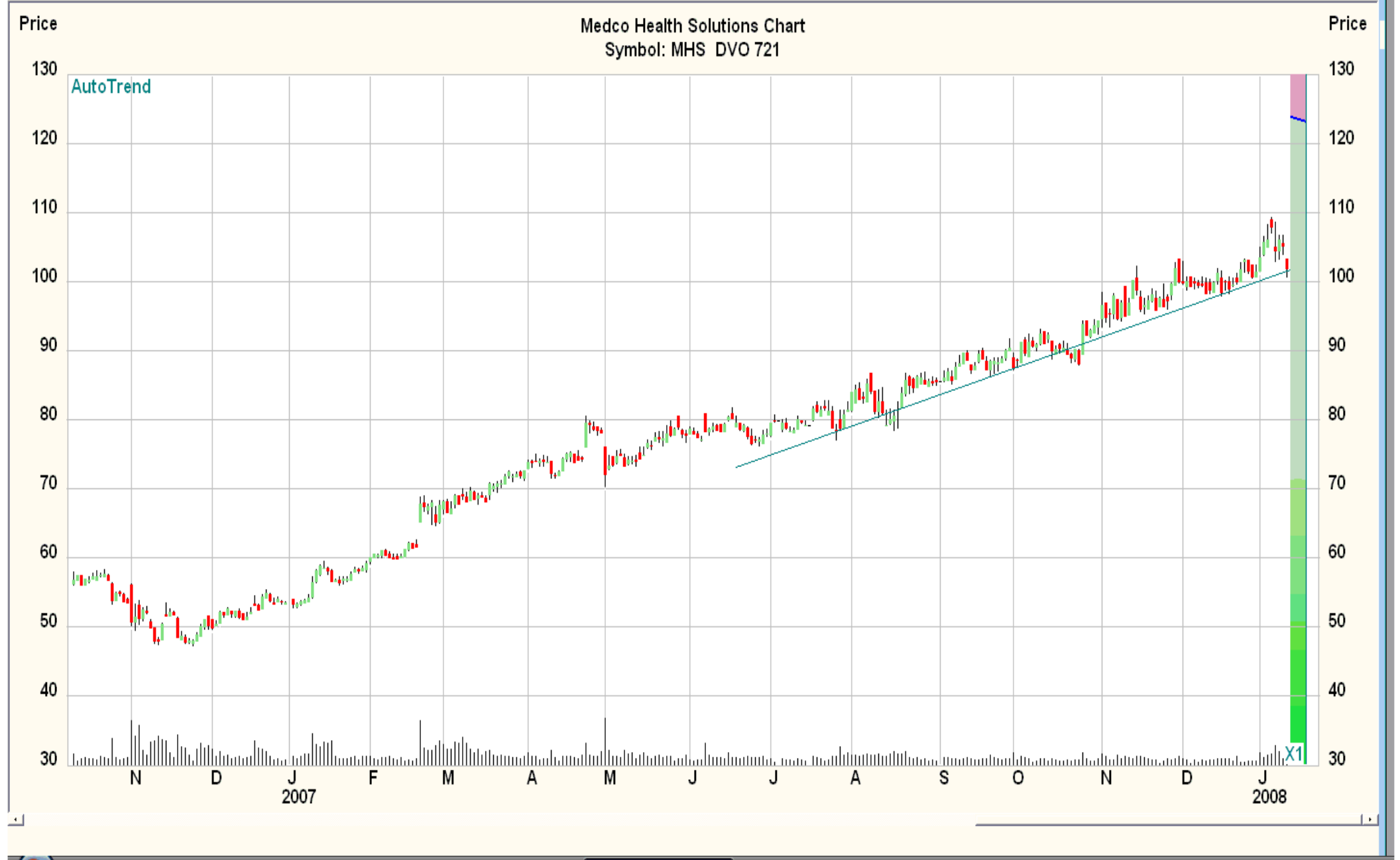
Asset Specific Account PRIVATEPARTNERC Auto-Scan Tools

Matrix Price Chart Volty Chart Info T.Log Status Reports Trade Finder Survey OpScan Prob. Trade

Browse Prev Next

-25 Jan100c, -50 Jan105c, -25 Jan110c, +100 Apr105c, +100 Apr80p, Prev Realized G/L +\$65,688

Close



OptionVue Detailed Analysis - Medco Health Solutions

Projected Date Jan-19-08 Amount Provided
 Price 101.00 = Orig. Reqmt.
 Volty Change 0.0% \$99,950

Pos	Series	Opening			Closing				G/L
		At.Pr	Commis	Net	Th.Pr	At.Pr	Commis	Net	
-25	Jan100 calls	3.40	37	8,462	1.00	1.00	37 (2,538)	5,925
-50	Jan105 calls	2.05	75	10,175	0.00			0	10,175
-25	Jan110 calls	1.10	37	2,713	0.00			0	2,713
+100	Apr80 puts	2.85	150 (28,650)	0.98	0.91	150	8,950	(19,700)
+100	Apr105 calls	8.00	150 (80,150)	5.62	5.43	150	54,150	(26,000)
						Prev. Realize	Gain/Loss		65,688
									----- 38,800

Net P/L
 Total Capital G/L +\$38,800
 Cash Balance Interest +2
 Total P/L +\$38,802
 Yield 38.8%
 Annual Yield 2360%

Daily Time Effect
 From Option Positions +\$746.80
 From Cash Balance +0.34
 Total Daily Time Effect +\$747.13



Number of Lines 2

Step through dates

Step through volatilities

Max Proj. Date

Jan-19-08

Volty Chg

0.0%

Amount Provided

= Orig. Reqmt

\$99,950

Vertical Axis

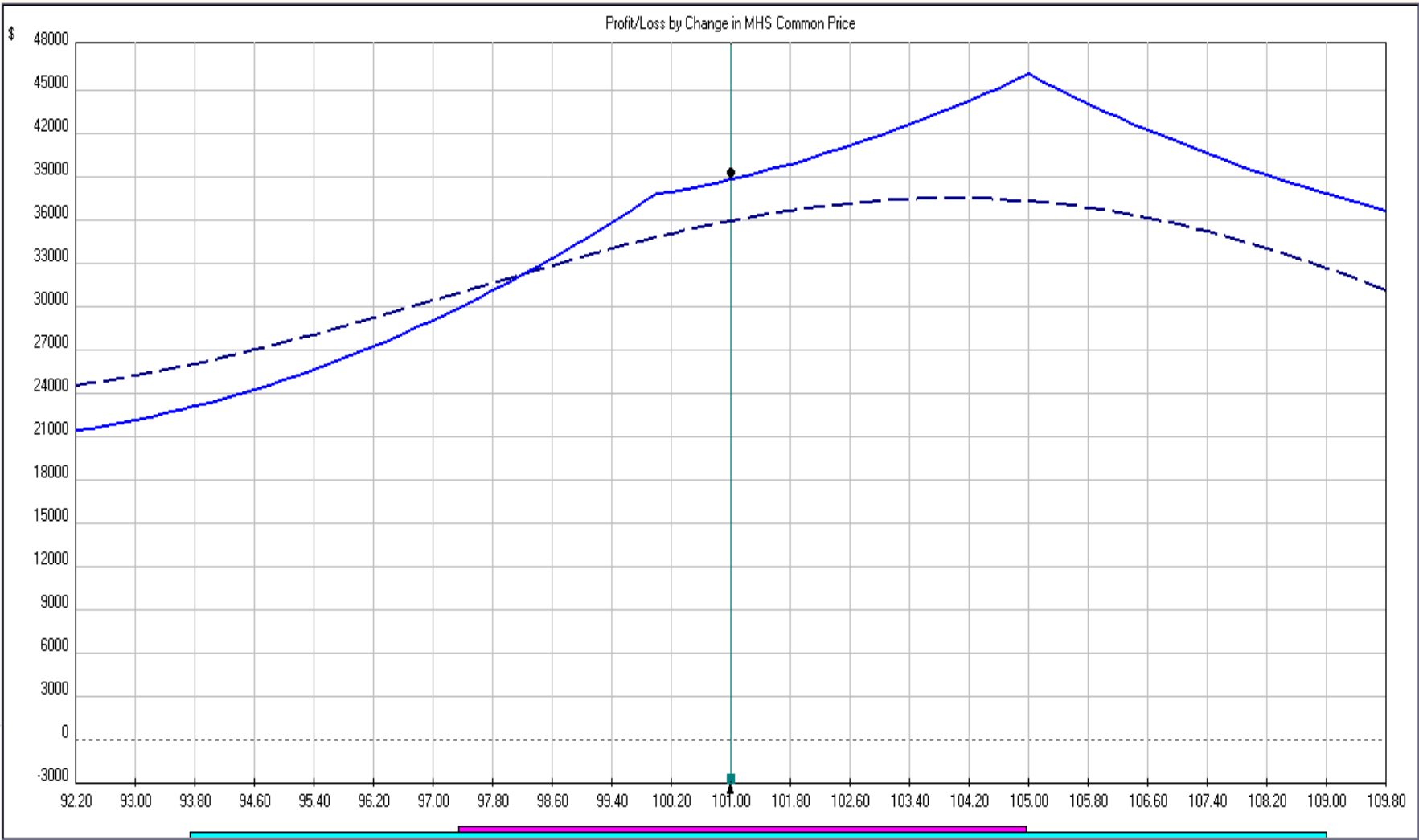
Profit/Loss

Short 25 Jan100 Calls, Short 50 Jan105 Calls, Short 25 Jan110 Calls, Long 100 Apr105 Calls, Long 100 Apr80 Puts

Prev Realized G/L +\$65,688

← → × ✓ Close

Superimpose Prev Igt ?



T+6

T+0

← →

↔ ↔

Linear

Log

Jan-19-08

Volty Chg: 0.0%

Capital: \$99,950

E.R. \$37.19K

+/- 6,390

B.E. 124.94

P.P. 100%

	21.34K	22.14K	23.04K	24.14K	25.64K	27.24K	29.04K	31.04K	33.34K	35.74K	37.90K	38.80K	39.80K	41.10K	42.60K	44.20K	46.10K	44.03K	42.23K	40.63K	39.13K	37.83K	36.53K
P/L	21.34K	22.14K	23.04K	24.14K	25.64K	27.24K	29.04K	31.04K	33.34K	35.74K	37.90K	38.80K	39.80K	41.10K	42.60K	44.20K	46.10K	44.03K	42.23K	40.63K	39.13K	37.83K	36.53K
Delta	786	1,070	1,353	1,634	1,912	2,188	2,461	2,730	2,996	3,258	1,016	1,270	1,519	1,763	2,002	2,235	2,463	-2,315	-2,099	-1,889	-1,685	-1,487	-1,295
Gamma	359.6	357.4	354.8	351.9	348.6	345.0	340.9	336.5	331.8	326.7	321.2	315.5	309.4	303.1	296.5	289.6	282.5	275.3	267.9	260.3	252.6	244.9	237.1
Theta	-568.2	-574.7	-580.6	-585.9	-590.5	-594.6	-597.9	-600.7	-602.7	-604.1	-604.8	-604.8	-604.1	-602.7	-600.7	-598.0	-594.7	-590.8	-586.3	-581.2	-575.5	-569.4	-562.8
Vega	2,788	2,810	2,830	2,846	2,860	2,870	2,876	2,879	2,878	2,874	2,866	2,854	2,838	2,819	2,797	2,771	2,741	2,708	2,673	2,634	2,592	2,548	2,502
Maint	99.95K	99.95K	99.95K	99.95K	99.95K	99.95K	99.95K	99.95K	99.95K	99.95K	99.95K	99.95K	99.95K	99.95K	99.95K	99.95K	99.95K	99.95K	99.95K	99.95K	99.95K	99.95K	99.95K

Wand

101.00

← →

Details